

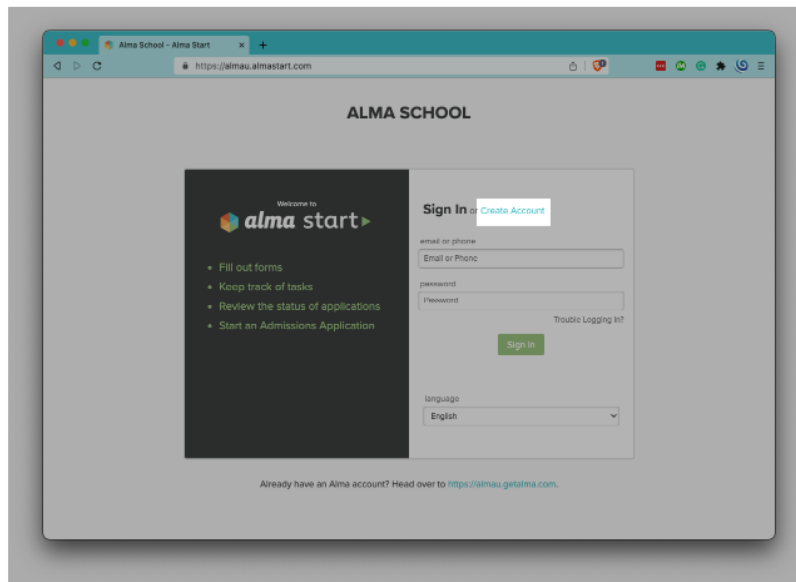
# Create an Alma Start Account

## Create an Alma Start Account

Learn how to create an Alma Start account for parents who are NOT current Alma users

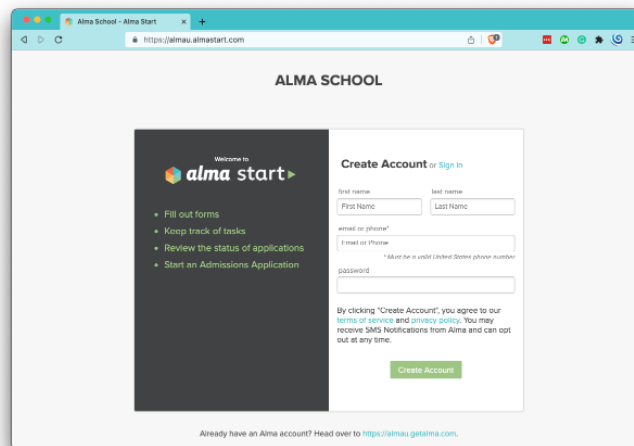
Updated over 2 years ago

Once you get to the Alma Start Home page for your school, you can create an account by clicking “create account.”



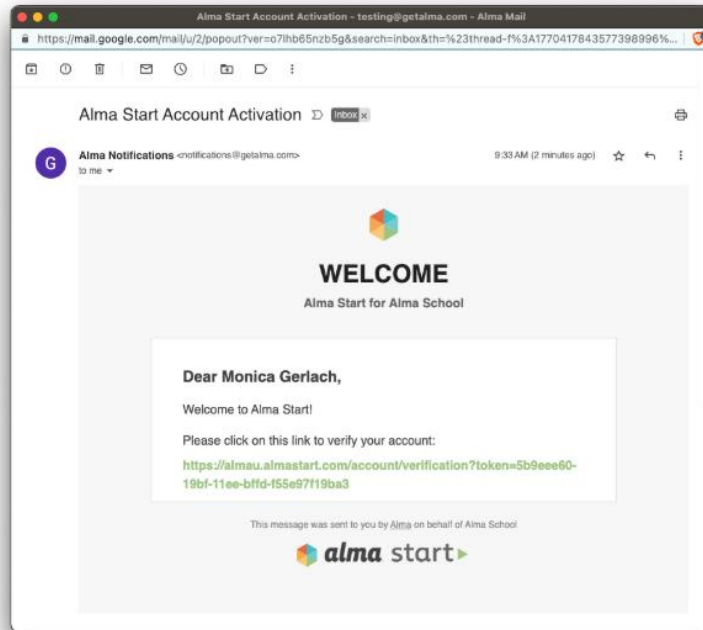
To create an account, you need to enter the following information:

- **First Name** (Note: This account is for you, not your student(s), please use your information to create the account.)
- **Last Name**
- **Phone or Email:** You can sign-up for an account with a phone OR email. If you have both, it is up to you which you prefer.
- **Password must meet the following requirements:**
  - Length of 7 - 30 characters
  - Include at least 3 of the following: Upper case letter, Lower case letter, Number (0-9), Special character (\$ # ! ^ \*)



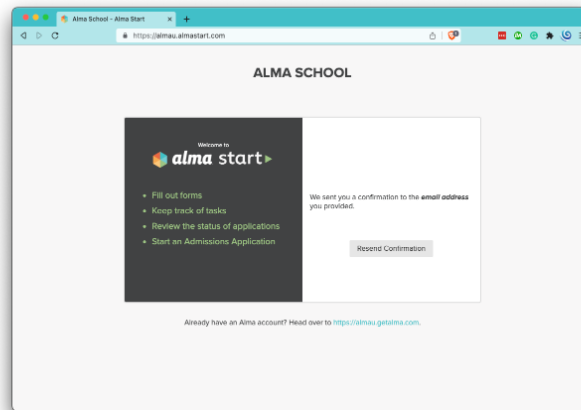
# Create an Alma Start Account

Check your email for a message similar to this one:



## Phone / Email Verification

**Before** an account can be used, the email or phone number must be confirmed. Once you have created your account, you'll be taken to a confirmation screen. A link will be sent to the email/phone number you provided. If you lose the link, you can easily click "resend confirmation."



**Pro-tip:** Check your spam folder if you cannot find the confirmation code via email.

# Create an Alma Start Account

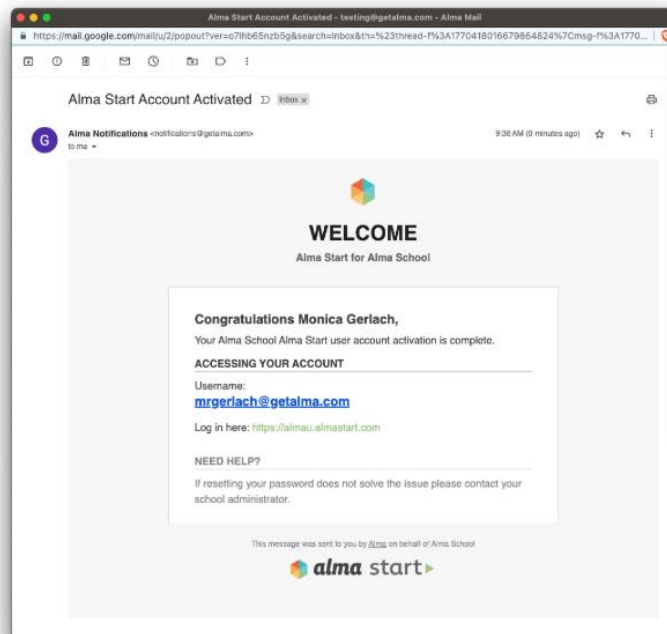
## Login

After confirming your email or phone, you will be returned to the login page and can log in with your phone/email and password you just created.

**Note:** If you enter the wrong password five times in a row, your account will be locked. To unlock your account, click “trouble logging in?” and follow the directions to recover your password.

## What if I forget my username?

Once you have activated your account by clicking the link in your email or text message, you will be taken back to the Alma Start login screen (you will also receive another confirmation email). Please keep this email for reference since it includes your username and the URL for accessing Alma Start.



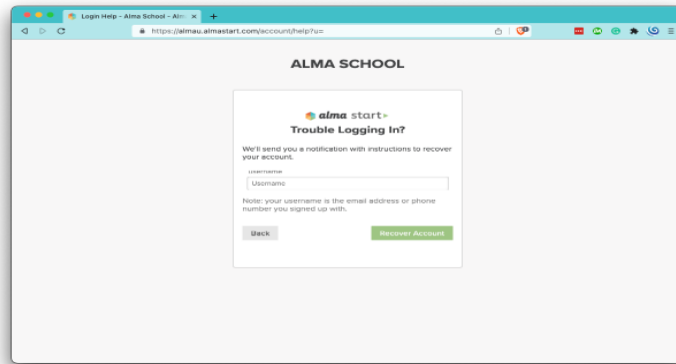
# Create an Alma Start Account

## Recover Account

You'll need to recover your account in the following cases:

- You'll be locked out of the account if you enter an incorrect password 5 times.
- If you forget your password and need to have it reset.

If you are ever locked out of your account or if you forget your password, don't worry! Navigate to the Alma Start login screen and click "trouble logging in?". You'll be prompted to enter your username (email address/phone number) associated with the Alma Start account.



Once you've entered that information, look for an email containing a "password recovery" link.

